





# LOONEY TUNES™

## Don't Wake Taz Match Game



### MATERIALS

-  Construction Paper
-  Glue
-  Scissors



### WHAT TO DO




Print the Game sheets and glue them to the construction paper.



Cut the sheets along the dotted lines.



That's it! Now you are ready to play!





## INSTRUCTIONS

- Shuffle and lay out all the tiles with the picture facing down.
- Each player takes turns flipping over two tiles, if a player gets a match of Bugs Bunny then you flip them back over and proceed playing.
- If a player turns over a Taz card then you flip the cards back over and have to shuffle the entire board.
- The winner of the game is the player who flips over the 'only' matching carrot cards.

